

## Coaxial HD Integrated ZOOM CAMERA AC8386



## ●FEATURES

### High Resolution

This camera use a high performance megapixel CCD or CMOS,which provides high resolution, clear, noiseless and reliable image; Effective pixels can reach 700TVL,800TVL,1000TVL and 1.3/2 megapixel.18X/22X/30X/36X Optional;

### OSD Menu/Line control/RS-485 Control

Remote control operations are possible through RS-485 signal interface, also can control the lens by external control line.

### Day/Night

Camera will auto switch to color at daytime and B/W at night according to the environment illumination to ensure a high sensitivity and clear image.

### Auto Focus

Camera can auto focus from 0.1m to limitless distance.

### Built-in IR Color Filter

Built-in IR color filter which can fully enhance the day & night.

## ●Safety Instruction

Avoid using the camera in extreme temperature, the operating temperature shall be  $-10^{\circ}\text{C}$  to  $+50^{\circ}\text{C}$  and keep ventilated;

Avoid using the camera in high humidity environments or it may cause a bad image;

Avoid using the camera in unsteady lighting.The camera will not work properly in places with great changes in illumination intensity;

Avoid using the camera in the presence of oil and gas.The camera will be damaged if oil or gas penetrates the exterior;

Do not disassemble the camera; If necessary, please disassemble it under the instruction of maintenance man;

Camera may be damaged if dropped or subjected to strong impact;

Avoid exposing the camera in the rain or liquid. Please dry it immediately when it gets wet. The minerals in the liquid would corrode the camera;

Avoid touching the lens and CMOS which is the most important parts of the camera. Keep the fingerprint and bolt away from the lens.

-Smear or blooming(when bright areas spreads out)may occur when photographing in strong light. i.e.car headlights,etc.

- Make sure that you are using a compatible power adapter before connecting it to the camera.

## ●Back Board

### Back board

Instruction

- |  |                    |
|--|--------------------|
| ①TELE: Zoom near                               | ②WIDE: Zoom far    |
| ③FAR: Focus far                                | ④NEAR:Focus near   |
| ⑤MENU ON/OFF                                   | ⑥VIDEO Output      |
| ⑦Instruction of line control and RS485 control | ⑧DC12V-Power Input |
| ⑨PL-Power state LED                            |                    |

### Control interface

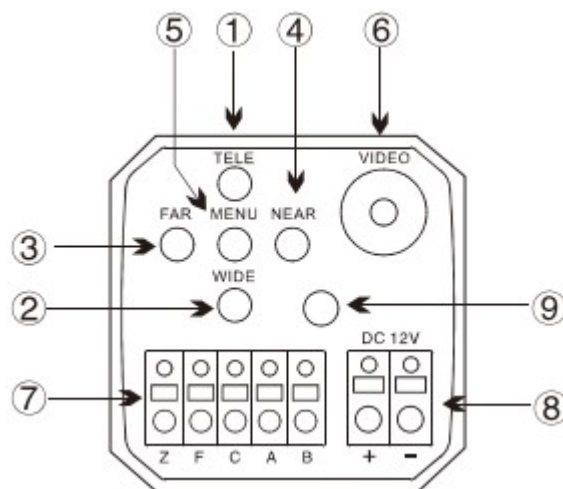
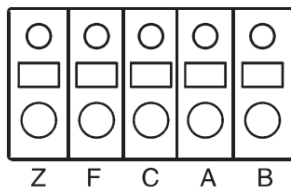
Z—ZOOM

F—FOCUS

C—COM

A—RS485+

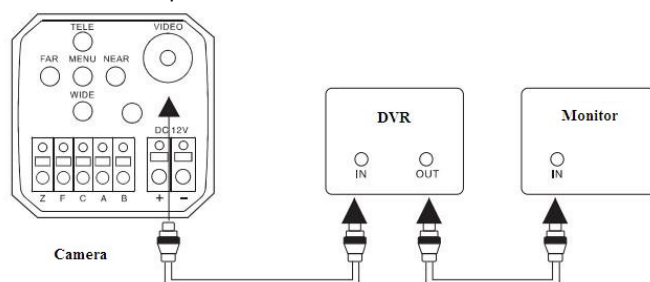
B—RS485-



## ●Installation

### Connecting to DVR

Connect the video output jack on the back of the product to the DVR.



\* The method of connecting the camera to a DVR varies depending on the cable model. Please refer to the instruction of the physical cable.

\* Please powered off before connecting.

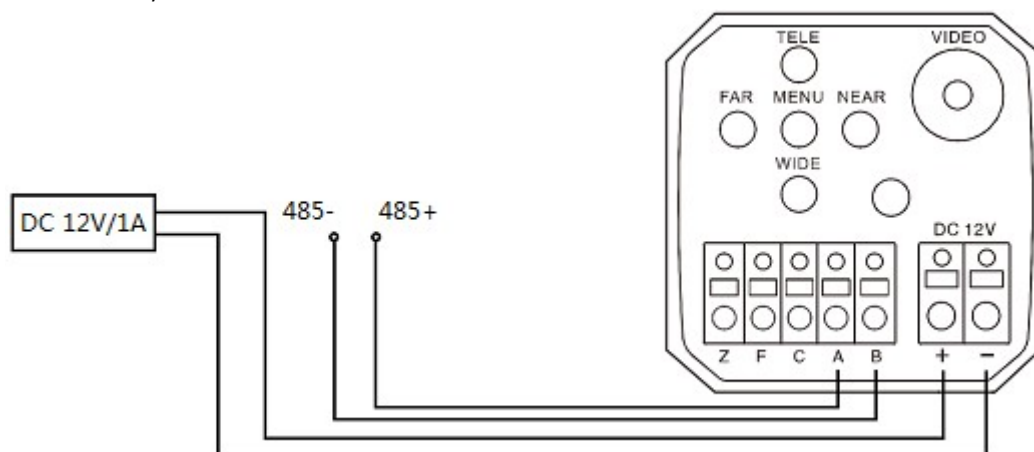
### Connecting Power line and control line

DC power pack output and camera power supply input connecting as follow:

#### ATTENTION

Please take the attention on pole before connect power supply. Please finish any other setting before connect power supply.

DC adapter is needed to buy in addition.



### ●Menu Key

#### How to operate

1. Press the MENU, the OSD menu will show on the screen of the monitor;
2. Switch the FAR and NEAR to change the status and parameter which you choose;
3. Press the MENU to exit the menu;

### Menu Setting

AHD camera menu setting

|           |                                 |
|-----------|---------------------------------|
| LANGUAGE  | CHINESE/ENGLISH                 |
| CAMERA ID | 001                             |
| Z DISPLAY | ON/OFF                          |
| DAY&NIGHT | CDS/COLOR/BK/AGC                |
| FOCUS     | KAUTO/MANUL/AUTO                |
| BAUD RATE | 1200/2400/4800/9600/19200/38400 |
| NEG       | OFF                             |
| FREEZ     | OFF                             |

|     |               |
|-----|---------------|
| SAT | 047           |
| SA  | SAVE AND EXIT |

#### 700TVL camera menu setting

|            |                  |
|------------|------------------|
| LANGUAGE   | CHINESE/ENGLISH  |
| CAMERA ID  | 001              |
| BLC        | ON/OFF           |
| AGC        | HIGH/MIDDE/LOW   |
| DAY&NIGHT  | CDS/COLOR/BK/AGC |
| FOCUS      | KAUTO/MANUL/AUTO |
| BAUD RATE  | 2400/4800/9600   |
| BRIGHTNESS | 0-24             |
| SHARDNESS  | 0-15             |
| MIRROR     | ON/OFF           |
| BLC        | ON/OFF           |
| LEVEL      | 1F               |

#### 800TVL camera menu setting

|           |                                 |
|-----------|---------------------------------|
| LANGUAGE  | CHINESE/ENGLISH                 |
| CAMERA ID | 0--255                          |
| Z DISPLAY | ON/OFF                          |
| DAY&NIGHT | CDS/COLOR/BK/AGC                |
| FOCUS     | KAUTO/MANU/AUTO                 |
| BAUD RATE | 1200/2400/4800/9600/19200/38400 |
| SA        | SAVE                            |

#### 1000TVL camera menu setting

|           |                                 |
|-----------|---------------------------------|
| LANGUAGE  | CHINESE/ENGLISH                 |
| CAMERA ID | 0--255                          |
| Z DISPLAY | ON/OFF                          |
| DAY&NIGHT | CDS/COLOR/BK/AGC                |
| FOCUS     | KAUTO/MANU/AUTO                 |
| BAUD RATE | 1200/2400/4800/9600/19200/38400 |
| D ZOOM    | ON/OFF                          |
| SA        | SAVE                            |

### ●Product Warranty Card

Dear user, in order to get the high quality service for the camera, please read the below service charters.

#### 1. We can offer the service of limited warranty and life-long maintenance

(1)In the limited warranty (within 12 month from getting the camera), you can enjoy the maintenance free service. Note: improper operation, man-made fault and other irresistible reasons are excluding of the limited warranty.

(2) If beyond 12 months from you getting the camera, our company promises that we will provide a payment that if customer needs maintenance service for life.

## **2. Repair response time**

(1) When the camera arrives at our company, the response service is within 24 hours.

(2) The customer need contact our company staff before sending camera back; if not, customer will be responsible for the risk of untimely repair.

**In the warranty period, our company offer free repair; but it will pay for the material cost when include any of below situation:**

(1) It is damaged due to not follow the manual to operate.

(2) It is damaged due to lightning, fire disaster and other force majeure factors.

(3) It is damaged due to matching with other poor design products, which produced by other manufacturer.

### **Statement:**

Because of continuous new technology, so there is no further notice for change of specifications.

Company has the authority to ultimate interpretation for the manual.

User Name: \_\_\_\_\_  
Address: \_\_\_\_\_  
Tel: \_\_\_\_\_ Fax: \_\_\_\_\_ Post code: \_\_\_\_\_  
E-mail: \_\_\_\_\_  
Model: \_\_\_\_\_  
Production Date: \_\_\_\_\_ Year \_\_\_\_\_ Month \_\_\_\_\_ Day \_\_\_\_\_  
Purchase Date: \_\_\_\_\_ Year \_\_\_\_\_ Month \_\_\_\_\_ Day \_\_\_\_\_  
Any other request, write it down: \_\_\_\_\_  
Distributor: \_\_\_\_\_ TEL: \_\_\_\_\_  
Company: ( stamp ) \_\_\_\_\_